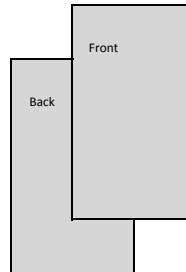


Pin Hole Solar Eclipse Viewer

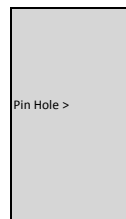
- 1 You want to see the big solar eclipse, but you don't want to stare into the sun.




- 2 Get an old cereal box, and cut out the front and back panels. Discard the narrow top, bottom and sides. You should just have the large front and back panels.



- 3 Use a pin, and make a tiny hole in the middle of one of the panels.



- 4 Since most cereal boxes are made from recycled paperboard, get a sheet of white paper, and staple it to the back of the other panel. Do not use glossy paper.


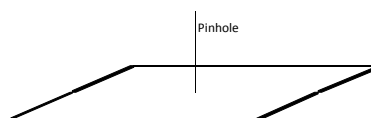


- 5 Go outside, and hold the panel with the pin hole up to the sun.

Do not look at the sun. You can blind yourself, or burn a sunspot into your field of vision, and it will be a permanent reminder not to look into the sun again.

Hold the other panel with the sheet of paper under the pin hole, and focus the sun by moving the panels until you see the sun. If clouds are around the sun, you should see the clouds around the sun, too. The sun is so bright, that it should be the only thing seen on the paper.

Warning: Do not even look at the bright image of the sun on the paper for long periods of time.



- 6 Recycle the pieces of paperboard, or save the pieces for the next solar eclipse.